



Doddiscombsleigh
Primary School

Year 4 Home Learning Pack Week Beginning: 13.04.2020


Information for parents

This learning pack has been created to give you and your children a variety of activities and ideas to choose from while they are at home. We completely appreciate that many families will have a lot to manage at this time, so these packs have been put together as *ideas* to support your child's learning over the coming week. We have therefore compiled different activities that your child may wish to explore, depending on the time and resources that you have available.

When your children have completed different activities, you can upload them onto Google Classroom or Tapestry using their individual logins. However, if your child does work in separate books or on paper, this can be brought into school with them when they return. Work will not be formally marked but children will certainly be praised for all of the fantastic learning that they have achieved.

Diary entries

Alongside all of the ideas that we have set out in these learning packs, we feel that it would be really interesting for children to write their own diary entries over the coming weeks. Imagine looking back on what they wrote in 20 years and being able to share it with others!



English

This week we would like you to write a description of a nature setting within your local area.

Using a tablet, phone or camera, go around your garden or local area and take pictures of different settings. When you are finished, choose your favourite one and draw 3 things from it that grabbed your interest.

For inspiration, and practice, visit the following site to get your creative thoughts sparking:

<https://www.literacyshed.com/the-images-shed.html>

Your writing needs to include:

- Expanded noun phrases – (example: The **distant, narrow path** winds its way precariously through the **ever-growing corn fields**.) - <https://www.bbc.co.uk/bitesize/topics/zwwp8mn/articles/z3nfw6>
- Your 5 senses – <https://www.youtube.com/watch?v=kWIGhi0IVmw>

- Personification – (example: The roots of the trees began to **wrap their arms around the ground** in a tight embrace.)
<https://www.bbc.co.uk/bitesize/topics/zfkk7ty/articles/zw9p8mn>



Maths

This week we would like you to visit the link: <https://whiterosemaths.com/homelearning/>
 These White Rose Hub resources give you a video explaining the new concept, along with a number of activities to work through and then answers to check your work. We don't expect you to print the worksheets off, but it would be useful for children to show their workings and then check their answers.

Alongside these White Rose Hub activities, don't forget to use the following websites (using your individual logins) to practice other basic skills: Times Tables Rock Stars, Numbots and Education City



Monday

White Rose Hub: Activity 1

Tuesday

White Rose Hub: Activity 2

Wednesday

White Rose Hub: Activity 3

Thursday

White Rose Hub: Activity 4

Friday

White Rose Hub: Activity 5

Spellings



There are two main ways in which you can practice your spellings:

- Spelling Frame: <https://spellingframe.co.uk/>
- Learn the words on your spelling list (see information below) in fun ways, including: Look, cover, say, write, check, Rainbow writing, Bubble writing, Backwards writing, Pyramid writing, Silly sentences or Mnemonics

To find your year group's statutory spellings, Google: E.g. Year 1 Common Exception Word List or E.g. Year 5 Statutory Spelling List

Below is an example of ways in which you could learn your spellings each day:

Monday

Morning: Spelling Frame Rule 1

Afternoon: Bubble writing spellings from the word list

Tuesday

Morning: Spelling Frame Rule 2

Afternoon: Rainbow writing

Wednesday

Morning: Spelling Frame Rule 3

Afternoon: Pyramid writing

Thursday

Morning: Spelling Frame Rule 4

Afternoon: Silly sentences with

Friday

Morning: Spelling Frame Rule 5

Afternoon: Look, say, cover,

	spellings from the word list	spellings from the word list	spellings from the word list	write, check with spellings from the word list
--	------------------------------	------------------------------	------------------------------	--



Reading

As you all know, reading is very beneficial to your education and nothing is better than escaping into a good book. The expectation is that you are reading for **at least 30 minutes per day**. When you have finished reading, ask an adult to ask you some questions about what you have read.

Additional to this, you could visit the following websites:

- Bug Club, www.phonicsplay.co.uk, Education City, Oxford Owl, Accelerated Reader



Media Text: The Rocketeer

You-tube Link: <https://www.youtube.com/watch?v=ipmcluR3o6w>

Vimeo Link: <https://vimeo.com/25088498>

Watch the short animation, following the instructions below for when to pause the film. Write the answers to the questions on your Google Classroom document or on paper?

Watch the film to the end. Pay close attention so that you don't miss any details.

1. When do you think this story takes place? How do you know? What are the clues?
2. What is the first heroic act that the Rocketeer performs?
3. How do you think the little boy feels when he first sees the Rocketeer?
4. 'Not all superheroes wear capes.' Do you agree with this statement? Explain your answer.
5. Who is your real-life superhero? Why?

Remember to explain your answers as fully as you can.

YEAR 3 CHALLENGE

Create a Superhero

Create your own superhero! Make a simple stick puppet to show how your superhero would look and create a character profile to give lots of information about your superhero. You might want to use some of the resources that have also been uploaded to Google Classroom.

YEAR 4 CHALLENGE

Newspaper Article

Write a newspaper report about one of the incidents in the story. Make sure you include a catchy headline, a recount of the events, an introduction containing some of the 5 Ws (Who, What, Where, When, Why) and some quotes from witnesses.

ADDITIONAL CHALLENGE

Straw Rockets

Why not have a go at making a straw rocket to launch? Follow the instructions on this link:

<https://buggyandbuddy.com/straw-rockets-with-free-rocket-template/>

Can you write your own set of instructions to explain how to make a straw rocket for someone else? How high can you launch your straw rocket into the air? What different designs for rockets can you come up with?

Alternatively, you could design your very own rocket. (See the additional resources that have been uploaded to your Google Classroom).

Learning Challenge Curriculum/Topic Work

Your key learning question is:

Which wild animals and plants thrive in your locality?

This key learning question will last for 6 weeks. We would like you to create a project based on this key question to show what you have learnt and found out about this topic. Read below for different ways in which you could carry out your project, based on your interests:



If you like art:

- Painting of a bird or a plant (using either paint or watercolours).
- Do an observational drawing of a 'living thing' - this could be a plant, tree, flower or wild animal (that you can see in your local area).
- Leaf printing – find leaves in your local area and use these with paint to create an image of a wild animal, plant or the setting you chose.
- Research the artist Andy Goldsworthy and create a piece of outside art that contains different elements of nature from your locality.

If you like writing:

- Plant a seed in your garden and create a diary to document the growing process.
- Produce a persuasive poster to highlight the importance of protecting our local wildlife.

If you like designing and making:

- E.g. posters
- Create a model of a life cycle of a plant or animal
- Draw or make a bird feeder that has the intention to attract the most birds as possible (use any materials you can find such as wood, cardboard or any other suitable material).
- Draw or make the perfect habitat for a bird, again using any materials you can find.
- Design the perfect garden for plants and/or animals.

If you like researching/ presenting:

THIS SECTION MUST BE DONE FIRST BEFORE ANYTHING ELSE IN WEEK 1

- Research which birds and plants are commonly found in Devon and create a fact for your favourite bird AND plant.
- Outside research – go into your local area and create a tally chart to show which birds and plants you can find. Use your tally chart to create either a bar or line graph to represent your results.
- Collect photos of a range of birds and flowers and create a digital collage to display these.

A resource that might be useful for your research is:
<https://www.birdfood.co.uk/webcams>

Other ideas:

- Make your own word search with key vocabulary you have collected over this project.
- Create a quiz that is all about local wildlife and flowers.
- Create a food chain that includes at least 2 producers and 2 consumers from your local habitat.






Other Learning/Activities









Mindfulness

- www.headspace.com

	<ul style="list-style-type: none"> • Twinkl – Mindfulness colouring sheets and activities
Exercise/PE Ideas	<ul style="list-style-type: none"> • All ages: Joe Wicks Daily Workouts – 9am on YouTube (The Body Coach TV) • Just Dance (You Tube) • Cosmic Kids (You Tube) • Go Noodle – www.gonoodle.com • Achieve 4 All Daily Challenges – See attached document

Free Online Resources:

Name of Resource	Overview/Notes	Website address/Hyperlink
Times Table Rock Stars 	Continue to encourage the children to complete regular practice of their multiplication and division facts.	https://trockstars.com/
Numbots 	For Reception and Key Stage 1 to build basic skills and number facts practice. Your log in is the same as TTRock Stars.	https://numbots.com/
Spelling Frame 	Spellingframe includes all the words - both statutory and the example words - from the National Curriculum for Spelling for Year 1 to Year 6. Choose a spelling rule and each word is read aloud and provided within a sentence for context. Different games to help with practice.	https://spellingframe.co.uk/
Manchester Children's University 	Useful information and resources about a range of different topics. The history and science resources are especially useful if completing topic-themed projects.	https://www.childrensuniversity.manchester.ac.uk/
Teach Your Monster to Read 	Covers everything from letters and sounds to reading full sentences. Complements all synthetic phonics programmes used in schools. Computer version is 100% free.	https://www.teachyourmonstertoread.com/

Phonics Play 	Practice letter sounds and phonics using the simple games and activities on this website.	https://www.phonicsplay.co.uk/
BBC Bitesize Primary 	A vast bank of resources for the full range of subjects. Includes information slides, video clips, games and interactives.	https://www.bbc.co.uk/bitesize/primary
Oxford Owl 	Lots of different learning resources to support home learning, including a full range of Oxford Reading Tree e-books that can be read on tablets and computers.	https://www.oxfordowl.co.uk/
Scholastic 	An American site, so organized into grades rather than year groups. However, there are daily activities which involve reading a text and completing some activities.	https://classroommagazines.scholastic.com/support/learnathome.html
Top Marks Education 	Games and activities to support learning in different subjects	https://www.topmarks.co.uk/
Doorway Online 	Doorway Online is a collection of free and highly accessible educational games that learners will find easy to use independently. Each activity has a range of accessibility and difficulty options. Originally developed with funding from Scottish Borders Council, it is now managed by the Doorway Accessible Software Trust, a Scottish charity.	https://www.doorwayonline.org.uk/
Britannica Visual Dictionary 	A great site to support the development of children's vocabulary as part of their reading and 'word catching'.	https://kids.britannica.com/kids/browse/dictionary
Scratch Junior 	Coding activities for children to develop their computing skills. Site has different projects for the children to complete and is available on computers and tablets.	https://scratch.mit.edu/
Corbett Maths	Key Stage 2 resources for maths. Differentiated	https://corbettmathsprimary.com/



Corbettmαths
primary

worksheets, 5-a-day maths sheets and questions, as well as video clips of tutorials for questions that need more support. Can search for questions by topic.