



**Doddiscombsleigh**  
Primary School

## Year 3 Home Learning Pack

### Week Beginning: 20.04.2020

#### Information for parents

This learning pack has been created to give you and your children a variety of activities and ideas to choose from while they are at home. We completely appreciate that many families will have a lot to manage at this time, so these packs have been put together as *ideas* to support your child's learning over the coming week. We have therefore compiled different activities that your child may wish to explore, depending on the time and resources that you have available.

When your children have completed different activities, you can upload them onto Google Classroom or Tapestry using their individual logins. However, if your child does work in separate books or on paper, this can be brought into school with them when they return. Work will not be formally marked but children will certainly be praised for all of the fantastic learning that they have achieved.

#### Diary entries

Alongside all of the ideas that we have set out in these learning packs, we feel that it would be really interesting for children to write their own diary entries over the coming weeks. Imagine looking back on what they wrote in 20 years and being able to share it with others!



### English

This week we would like you to create a poem

St George's Day celebrates the patron saint of England.

<https://www.bbc.co.uk/newsround/17816642>

Learn the story of St George and the Dragon here:

<http://learnenglishkids.britishcouncil.org/short-stories/george-and-the-dragon>

Take a look here about all the different types of poems there are:

<https://www.bbc.co.uk/bitesize/topics/z4mmn39>

Can you create your own poem?






Create your own poem about St George and the Dragon or about where you live. Use one of the styles you've looked at.

If you like, use this poem as a basis. <https://www.bbc.co.uk/cbeebies/stories/lets-celebrate-stgeorgesdaypoem>

Think about where you live. Think about why you love where you live, where you love to go, what you love to do. Use the five senses to describe what you can see, hear, touch, smell and taste in the air as you talk about each place.

Finish each verse with 'No one knows this land like me.'

Have fun performing it! Write more poems! <https://www.bbc.co.uk/teach/class-clips-video/english-ks1-ks2-understanding-poetry/zdwxbdm>

	<h3><u>Maths</u></h3> <p>This week we would like you to visit the link: <a href="https://whiterosemaths.com/homelearning/">https://whiterosemaths.com/homelearning/</a> These White Rose Hub resources give you a video explaining the new concept, along with a number of activities to work through and then answers to check your work. We don't expect you to print the worksheets off, but it would be useful for children to show their workings and then check their answers.</p> <p>Alongside these White Rose Hub activities, don't forget to use the following websites (using your individual logins) to practice other basic skills: Times Tables Rock Stars, Numbots and Education City</p> <div style="display: flex; justify-content: center; gap: 20px;"></div>			
<b><u>Monday</u></b>  White Rose Hub: Activity 1	<b><u>Tuesday</u></b>  White Rose Hub: Activity 2	<b><u>Wednesday</u></b>  White Rose Hub: Activity 3	<b><u>Thursday</u></b>  White Rose Hub: Activity 4	<b><u>Friday</u></b>  White Rose Hub: Activity 5
	<h3><u>Spellings</u></h3> <p>There are two main ways in which you can practice your spellings:</p>			

- Spelling Frame: <https://spellingframe.co.uk/>
- Learn the words on your spelling list (see information below) in fun ways, including: Look, cover, say, write, check, Rainbow writing, Bubble writing, Backwards writing, Pyramid writing, Silly sentences or Mnemonics

To find your year group's statutory spellings, Google: E.g. Year 1 Common Exception Word List or E.g. Year 5 Statutory Spelling List

Below is an example of ways in which you could learn your spellings each day:

<u>Monday</u>	<u>Tuesday</u>	<u>Wednesday</u>	<u>Thursday</u>	<u>Friday</u>
Morning: Spelling Frame Rule 6  Afternoon: Bubble writing spellings from the word list	Morning: Spelling Frame Rule 7  Afternoon: Rainbow writing spellings from the word list	Morning: Spelling Frame Rule 8  Afternoon: Pyramid writing spellings from the word list	Morning: Spelling Frame Rule 9  Afternoon: Silly sentences with spellings from the word list	Morning: Spelling Frame Rule 10  Afternoon: Look, say, cover, write, check with spellings from the word list

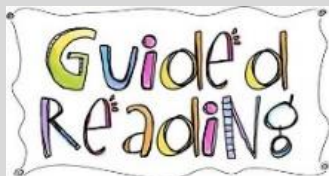


**Reading**

As you all know, reading is very beneficial to your education and nothing is better than escaping into a good book. The expectation is that you are reading for **at least 30 minutes per day**. When you have finished reading, ask an adult to ask you some questions about what you have read.

Additional to this, you could visit the following websites:

- Bug Club, [www.phonicsplay.co.uk](http://www.phonicsplay.co.uk) , Education City, Oxford Owl, Accelerated Reader



**Media Text: Taking Flight**

**You-tube Link:** <https://www.youtube.com/watch?v=Gj6V-xZgtIQ&t=61s>

**Vimeo Link:** <https://vimeo.com/182555047>

**Watch the short animation, following the instructions below for when to pause the film.**

Watch the film to the end. Pay close attention so that you don't miss any details.

1. What is the name of the little boy in the story?
2. What does the little boy see in the garage that makes him curious?
3. What are the different places/adventures that the boy and his grandpa visit in the story?
4. How do you think Dad feels when he sees his son and father really dirty? What changes his mind?
5. What adjectives would you use to describe the monkeys they meet on their first adventure? Draw a monkey and write your describing words around it.

**Remember to explain your answers as fully as you can.**








**YEAR 3 CHALLENGE**








**YEAR 4 CHALLENGE**

	<p align="center"><b>Create an alien</b></p> <p>In the film we do not see the alien. Describe what you think the alien looks like and draw a picture or create a fact-file. If you're feeling creative, make the alien out of recycled materials. Ask a grown-up to take a picture and post on Tapestry and/or Google Classroom.</p>		<p align="center"><b>Choose your own adventure</b></p> <p>What adventure would you want to go on in the wagon? Describe the adventure that you would have. Think about the other vehicles the wagon could become – describe it. Describe the setting that you would travel through. Create a setting picture or setting shoebox to go with your description.</p>	
<p align="center"><b><u>ADDITIONAL CHALLENGE</u></b></p> <p align="center"><b>Alien Maths</b></p> <p>Why not have a go at the additional alien maths tasks which have been uploaded to Google Classroom.</p>				
<p align="center"><b><u>Learning Challenge Curriculum/Topic Work</u></b></p> <p align="center">Your key learning question is: How did the blossom become an apple?</p> <p align="center">This key learning question will last for 6 weeks. We would like you to create a project based on this key question to show what you have learnt and found out about this topic. Read below for different ways in which you could carry out your project, based on your interests:</p>				
<p><b>If you like art:</b></p> <ul style="list-style-type: none"> <li>Do an observational drawing of a plant, tree, flower (that you can see from a window in your house, or find one online).</li> </ul>	<p><b>If you like writing:</b></p> <ul style="list-style-type: none"> <li>Plant seeds for plants or vegetables and write about the process as you observe.</li> <li>Write instructions on how to grow a plant.</li> </ul>	<p><b>If you like designing and making:</b></p> <ul style="list-style-type: none"> <li>Create a model of a life cycle of a plant.</li> <li>Create an area to grow something of your choice.</li> </ul>	<p><b>If you like researching/presenting:</b></p> <ul style="list-style-type: none"> <li>Research the life cycle from seed to flower and present your findings in a fun way, a video, slide show, animation, be creative!</li> </ul>	<p><b>Other ideas:</b></p> <ul style="list-style-type: none"> <li>E.g. Make your own word search with key vocabulary we have learnt over the last term- linked with living things.</li> <li>Make a 'life cycle of a plant' rap or song.</li> </ul>
<p align="center"><b><u>Other Learning/Activities</u></b></p>				
<p><b>Mindfulness</b></p>	<ul style="list-style-type: none"> <li><a href="http://www.headspace.com">www.headspace.com</a></li> <li>Twinkl – Mindfulness colouring sheets and activities</li> </ul>			
<p><b>Exercise/PE Ideas</b></p>	<ul style="list-style-type: none"> <li>All ages: Joe Wicks Daily Workouts – 9am on YouTube (The Body Coach TV)</li> <li>Just Dance (You Tube)</li> <li>Cosmic Kids (You Tube)</li> <li>Go Noodle – <a href="http://www.gonoodle.com">www.gonoodle.com</a></li> <li>Achieve 4 All Daily Challenges – See attached document</li> </ul>			



## Free Online Resources:

Name of Resource	Overview/Notes	Website address/Hyperlink
<b>Times Table Rock Stars</b> 	Continue to encourage the children to complete regular practice of their multiplication and division facts.	<a href="https://trockstars.com/">https://trockstars.com/</a>
<b>Numbots</b> 	For Reception and Key Stage 1 to build basic skills and number facts practice.  <b>Your log in is the same as TTRock Stars.</b>	<a href="https://numbots.com/">https://numbots.com/</a>
<b>Spelling Frame</b> 	Spellingframe includes all the words - both statutory and the example words - from the National Curriculum for Spelling for Year 1 to Year 6. Choose a spelling rule and each word is read aloud and provided within a sentence for context. Different games to help with practice.	<a href="https://spellingframe.co.uk/">https://spellingframe.co.uk/</a>
<b>Manchester Children's University</b> 	Useful information and resources about a range of different topics. The history and science resources are especially useful if completing topic-themed projects.	<a href="https://www.childrensuniversity.manchester.ac.uk/">https://www.childrensuniversity.manchester.ac.uk/</a>
<b>Teach Your Monster to Read</b> 	Covers everything from letters and sounds to reading full sentences. Complements all synthetic phonics programmes used in schools. Computer version is 100% free.	<a href="https://www.teachyourmonstertoread.com/">https://www.teachyourmonstertoread.com/</a>
<b>Phonics Play</b> 	Practice letter sounds and phonics using the simple games and activities on this website.	<a href="https://www.phonicsplay.co.uk/">https://www.phonicsplay.co.uk/</a>
<b>BBC Bitesize Primary</b> 	A vast bank of resources for the full range of subjects. Includes information slides, video clips, games and interactives.	<a href="https://www.bbc.co.uk/bitesize/primary">https://www.bbc.co.uk/bitesize/primary</a>
<b>Oxford Owl</b>	Lots of different learning resources to support	<a href="https://www.oxfordowl.co.uk/">https://www.oxfordowl.co.uk/</a>

 <p>www.oxfordowl.co.uk</p>	<p>home learning, including a full range of Oxford Reading Tree e-books that can be read on tablets and computers.</p>	
<p><b>Scholastic</b></p> 	<p>An American site, so organized into grades rather than year groups. However, there are daily activities which involve reading a text and completing some activities.</p>	<p><a href="https://classroommagazines.scholastic.com/support/learnathome.html">https://classroommagazines.scholastic.com/support/learnathome.html</a></p>
<p><b>Top Marks Education</b></p> 	<p>Games and activities to support learning in different subjects</p>	<p><a href="https://www.topmarks.co.uk/">https://www.topmarks.co.uk/</a></p>
<p><b>Doorway Online</b></p> 	<p>Doorway Online is a collection of free and highly accessible educational games that learners will find easy to use independently. Each activity has a range of accessibility and difficulty options. Originally developed with funding from Scottish Borders Council, it is now managed by the Doorway Accessible Software Trust, a Scottish charity.</p>	<p><a href="https://www.doorwayonline.org.uk/">https://www.doorwayonline.org.uk/</a></p>
<p><b>Britannica Visual Dictionary</b></p> 	<p>A great site to support the development of children's vocabulary as part of their reading and 'word catching'.</p>	<p><a href="https://kids.britannica.com/kids/browse/dictionary">https://kids.britannica.com/kids/browse/dictionary</a></p>
<p><b>Scratch Junior</b></p> 	<p>Coding activities for children to develop their computing skills. Site has different projects for the children to complete and is available on computers and tablets.</p>	<p><a href="https://scratch.mit.edu/">https://scratch.mit.edu/</a></p>
<p><b>Corbett Maths</b></p> 	<p>Key Stage 2 resources for maths. Differentiated worksheets, 5-a-day maths sheets and questions, as well as video clips of tutorials for questions that need more support. Can search for questions by topic.</p>	<p><a href="https://corbettmathsprimary.com/">https://corbettmathsprimary.com/</a></p>